



# CALEDONIA INVESTMENTS

31 May 2016

Share price: 2410p

NAV/share: 2851p

Discount: 15.5%

## About Caledonia

Caledonia is a self-managed investment trust, with net assets of £1.6bn. We invest in well-managed, long term businesses and funds, both listed and private, in a range of sectors and regions. We have a long term investment horizon – often over ten years – and a predominantly value investment style.

We focus on established businesses, where return on capital employed is a differentiator of longer term performance and where underlying real assets provide risk mitigation to the balance sheet.

We aim to be a core investment for those seeking capital growth coupled to an increasing income stream over the long term.

## Review

During the month, we invested £27.9m and realised £45.0m, including the sale of our holding in Bowers & Wilkins, the UK audio equipment manufacturer.

At the end of the month, we held net cash of £75.7m.

## Ten largest holdings

Name	Business	May 2016 £m	Mar 2016 £m
Park Holidays	Caravan parks operator	123.7	150.4
Cobehold	Investment company	107.3	111.2
Gala Bingo	Bingo operator	92.3	92.3
Seven Investment Management	Investment management	73.6	73.6
The Sloane Club	Residential club	58.8	58.8
Choice Care Group	Care homes provider	54.0	54.0
AG Barr	Soft drinks	50.8	50.1
Capital Today China	Private equity fund	43.2	59.2
British American Tobacco	Tobacco	37.5	36.6
Macquarie Asia New Stars	Quoted market fund	32.5	32.6
		673.7	718.8
Other investments		827.8	879.3
Cash and other items		97.8	46.2
Net assets		1,599.3	1,644.3
		2 mth May 2016	Year Mar 2016
NAV total return (note 1)		-1.5%	2.6%

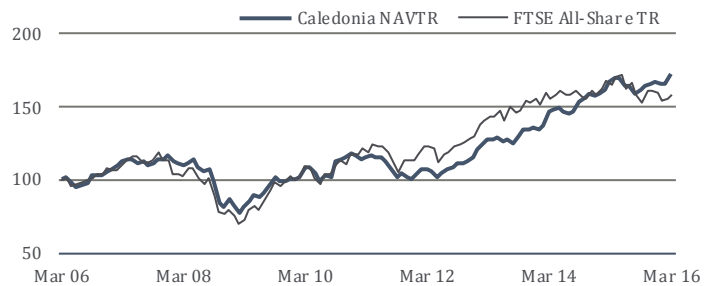
1. Caledonia reviews the valuation of its unquoted investments biannually, in March and September.

## Caledonia Investments plc

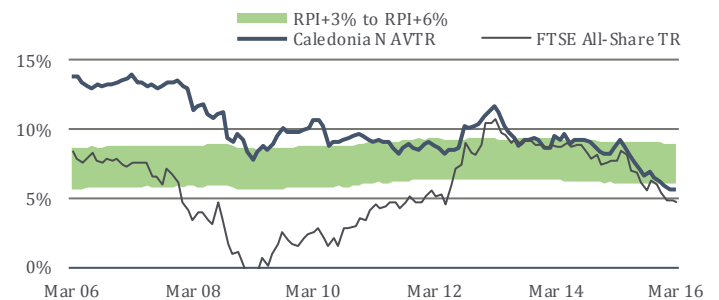
Sources: Caledonia Investments plc ('Caledonia') and FTSE International Limited ('FTSE') © FTSE 2016. 'FTSE®' is a trade mark of the London Stock Exchange Group companies and is used by FTSE International Limited under licence. All rights in the FTSE indices and/or FTSE ratings vest in FTSE and/or its licensors. Neither FTSE nor its licensors accept any liability for any errors or omissions in the FTSE indices and/or FTSE ratings or underlying data. No further distribution of FTSE Data is permitted without FTSE's express written consent.

The price of shares and the income from them may go down as well as up. Past performance is no indication of future performance. Under no circumstances should this information be considered as an offer, or solicitation, to deal in investments.

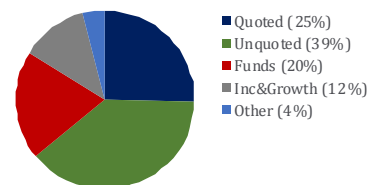
## NAV total return index ten years



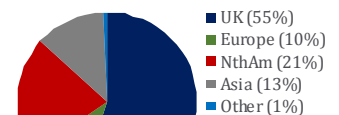
## Annualised ten year rolling performance



## Pool allocation



## Geographic allocation



## Performance to 31 March 2016

	1 year %	3 years %	5 years %	10 years %
NAV total return	2.6	34.9	49.2	71.6
<i>Annualised</i>				
NAV total return	2.6	10.5	8.3	5.5
Retail Prices Index	1.6	1.6	2.3	3.0
Performance against RPI	1.0	8.9	6.0	2.5
FTSE All-Share Total Return				4.7
Performance against FTSE				0.8

1. NAV per share is calculated on a diluted, cum-income basis.

2. The performance record is updated biannually, concurrent with the revaluation of unquoted investments and funds. Pool and geographic allocation charts are updated monthly.

## Investor information

Sector: Global  
 Fund type: Investment Trust  
 Listing: London Stock Exchange (SEDOL 0163992, TIDM CLDN)  
 Investing: Direct, Caledonia Savings Scheme and ISA  
 Contact: 2nd Floor Stratton House, 5 Stratton Street, London W1J 8LA  
 tel +44 20 7802 8080, fax +44 20 7802 8090  
 enquiries@caledonia.com, www.caledonia.com