



# CALEDONIA INVESTMENTS

30 April 2015

Share price: 2405p

NAV/share: 2937p

Discount: 18.1%

## About Caledonia

Caledonia is a self-managed investment trust, with net assets of £1.6bn. We invest in well-managed, long term businesses and funds, both listed and private, in a range of sectors and regions. We have a long term investment horizon – often over ten years – and a predominantly value investment style.

We focus on established businesses, where return on capital employed is a differentiator of longer term performance and where underlying real assets provide risk mitigation to the balance sheet.

We aim to be a core investment for those seeking capital growth coupled to an increasing income stream over the long term.

## Review

During the month, we invested £30.2m and realised £42.3m. Investments included an initial holding in Union Pacific, the US quoted railroad franchise operating in the western part of the United States, an addition to our holding in British American Tobacco, the UK listed global tobacco company (both in the Quoted pool) and a new holding in National Grid, the UK listed electricity and gas network company (in the Income & Growth pool). Realisations included a partial sale of our holding in Avanti Communications, the UK listed provider of satellite data communications, and the sale of our entire holding in Weir Group.

At the end of the month, we held net cash of £135.8m.

## Ten largest holdings

Name	Business	Apr 2015 £m	Mar 2015 £m
Capital Today China	Private equity fund	110.9	105.7
Park Holidays	Caravan parks operator	101.1	101.1
Cobehold	Investment company	93.0	92.2
Bristow Group	Helicopter services	66.8	60.8
TGE Marine	LNG engineering	65.4	64.9
AG Barr	Soft drinks	59.0	57.6
Close Brothers	Financial services	55.0	56.1
The Sloane Club	Residential club	55.0	55.0
Choice Care Group	Care homes provider	51.5	51.5
Sterling Industries	Engineering	35.5	35.5
		693.2	680.4
Other investments		798.0	808.9
Cash and other items		153.1	135.7
Net assets		1,644.3	1,625.0

	1 mth Apr 2015	Year Mar 2015
NAV total return (note 1)	1.1%	14.0%

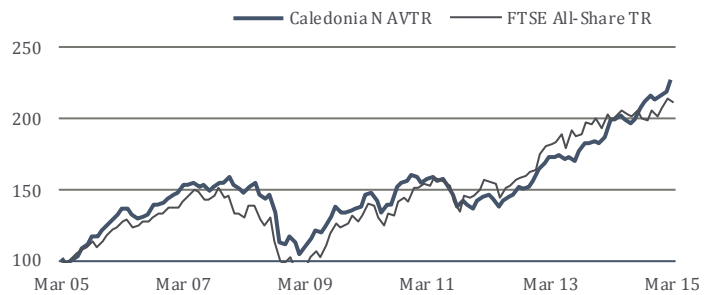
1. Caledonia reviews the valuation of its unquoted investments biannually, in March and September.

## Caledonia Investments plc

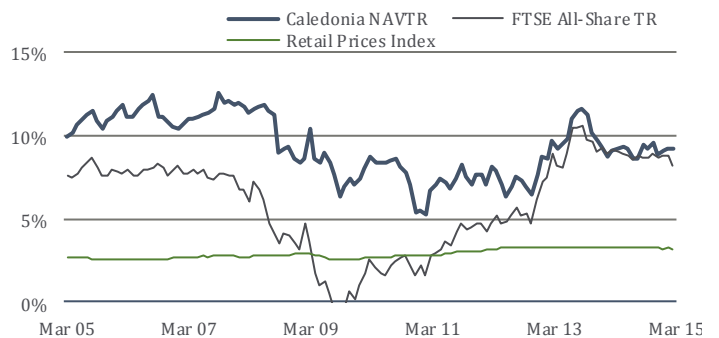
Sources: Caledonia Investments plc ('Caledonia') and FTSE International Limited ('FTSE') © FTSE 2015. 'FTSE®' is a trade mark of the London Stock Exchange Group companies and is used by FTSE International Limited under licence. All rights in the FTSE indices and/or FTSE ratings vest in FTSE and/or its licensors. Neither FTSE nor its licensors accept any liability for any errors or omissions in the FTSE indices and/or FTSE ratings or underlying data. No further distribution of FTSE Data is permitted without FTSE's express written consent.

The price of shares and the income from them may go down as well as up. Past performance is no indication of future performance. Under no circumstances should this information be considered as an offer, or solicitation, to deal in investments.

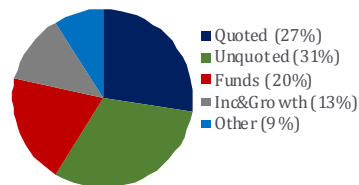
## NAV total return performance ten years



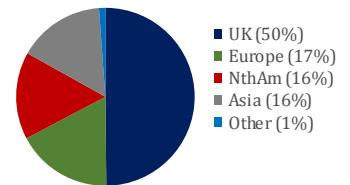
## Annualised ten year rolling performance



## Pool allocation



## Geographic allocation



## Annualised performance

	1 year %	3 year %	5 years %	10 years %
Cumulative NAV total return	14.0	56.1	55.3	126.9
NAV total return	14.0	16.0	9.2	8.5
Retail Prices Index	1.1	2.3	3.1	3.1
Outperformance against RPI	12.9	13.7	6.1	5.4
FTSE All-Share TR				7.7
Outperformance against FTSE				0.8

1. NAV per share is calculated on a diluted, cum-income basis.

2. The performance record is updated biannually, concurrent with the revaluation of unquoted investments and funds.

## Investor information

Sector: Global  
 Fund type: Investment Trust  
 Listing: London Stock Exchange (SEDOL 0163992, TIDM CLDN)  
 Investing: Direct, Caledonia Savings Scheme and ISA  
 Contact: Cayzer House, 30 Buckingham Gate, London SW1E 6NN  
 tel +44 20 7802 8080, fax +44 20 7802 8090  
 enquiries@caledonia.com, www.caledonia.com