

Monthly fact sheet

31 March 2008



CALEDONIA
INVESTMENTS

Caledonia is one of the UK's largest investment trusts and is self-managed. We aim to be a core investment for those seeking a store of increasing value, by investing for the longer term in a range of assets.

Our ability to identify opportunities through our extensive network, invest in significant stakes and involve ourselves with the managements of investee companies underpins our investment approach, through which we seek to deliver both a long term shareholder return in excess of the FTSE All-Share Total Return and a positive total return over rolling five year periods, whilst maintaining a progressive annual dividend.

Review

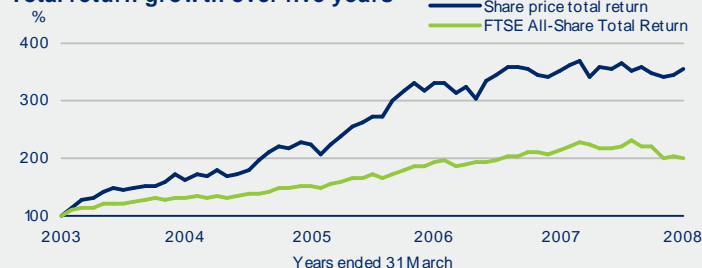
During the month, we invested a total of £20.8m and realised £1.9m. We subscribed for £9.0m of additional convertible loan stock issued by Oval, the private UK insurance broker in which Caledonia currently holds a 24.1% equity stake, to enable it to make further acquisitions. We invested a further £7.3m in Close Brothers, the UK listed independent merchant bank, increasing our stake to 12.9%. We also invested a further £2.0m in our Indian investments, £1.5m in fund drawdowns and £1.0m in other follow-on situations. We realised £1.9m from fund distributions.

The month end valuation of our FTSE 250 index put options, purchased for an aggregate cost of £12.0m by a wholly-owned subsidiary to hedge part of our portfolio against weakening in the UK equity market, was £17.3m, net of a tax provision of £2.0m.

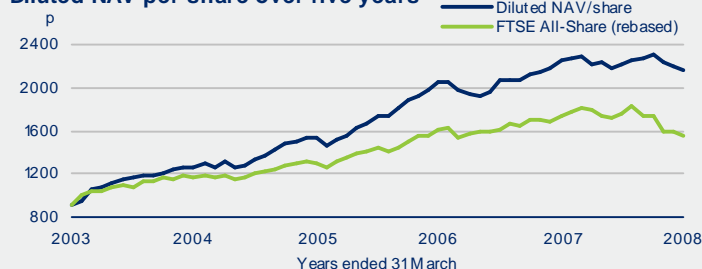
For the duration of our close period from 1 April 2008 until 29 May 2008, the date planned for the preliminary announcement of our results, we have given an irrevocable instruction to our broker, JPMorgan Cazenove, to be prepared to purchase the company's shares on our behalf, within certain parameters.

At the end of the month, net liquidity totalled £23.5m.

Total return growth over five years



Diluted NAV per share over five years



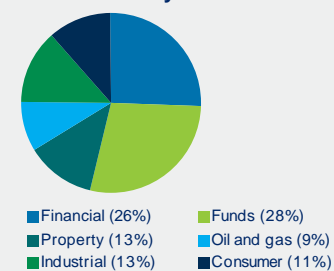
Ten largest holdings

Name	Business	£m	%
British Empire Securities	Investment trust	140.0	11.2
Close Brothers	Merchant banking	118.7	9.5
Oval	Insurance broking	65.9	5.3
Quintain Estates	Property investor/developer	58.6	4.7
Bristow Group	Helicopter services	55.0	4.4
Cobepa	Investment company	48.0	3.8
Rathbone Brothers	Fund management	47.8	3.8
TGE Gas Engineering	Gas engineering	38.0	3.0
Melrose Resources	Oil and gas exploration	35.0	2.8
Polar Capital funds	Hedge funds	34.1	2.7
		641.1	51.2
Other investments		607.0	48.5
Cash and other net assets		3.8	0.3
Net assets		1,251.9	100.0

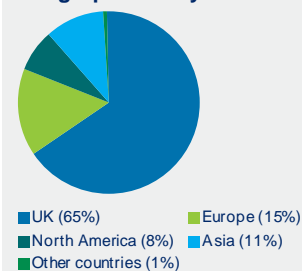
Caledonia Investments plc

All figures as at 31 March 2008. All sources Caledonia Investments plc unless otherwise stated. The price of shares and the income from them may go down as well as up. Past performance is no indication of future performance. Under no circumstances should this information be considered as an offer, or solicitation, to deal in investments.

Business analysis



Geographic analysis



Performance

	Value at 31/03/08	Cumulative change %	
		5 yr	10 yr
NAV per share – undiluted (p)	2180		
NAV per share – diluted (p)	2155		
Share price (p)	2050		
FTSE All-Share	2927		
Share price total return		254.0	228.5
FTSE All-Share Total Return		98.7	41.4
Outperformance		155.3	187.1

NAVs per share are calculated on a cum-income basis.
Source: Caledonia Investments plc and FTSE/Datastream.

Investor information

Sector Global Growth
Fund type Investment Trust
Listing London Stock Exchange (SEDOL 0163992, TIDM CLDN)
New Zealand Exchange (code CDN)
Investing Direct, savings scheme, ISA, PEP/ISA qualifying
Contact Cayzer House, 30 Buckingham Gate, London SW1E 6NN
tel 020 7802 8080, fax 020 7802 8090
email enquiries@caledonia.com, web www.caledonia.com