

# Monthly fact sheet

31 January 2008



**CALEDONIA**  
INVESTMENTS

Caledonia is one of the UK's largest investment trusts and is self-managed. We aim to be a core investment for those seeking a store of increasing value, by investing for the longer term in a range of assets.

Our ability to identify opportunities through our extensive network, invest in significant stakes and involve ourselves with the managements of investee companies underpins our investment approach, through which we seek to deliver both a long term shareholder return in excess of the FTSE All-Share Total Return and a positive total return over rolling five year periods, whilst maintaining a progressive annual dividend.

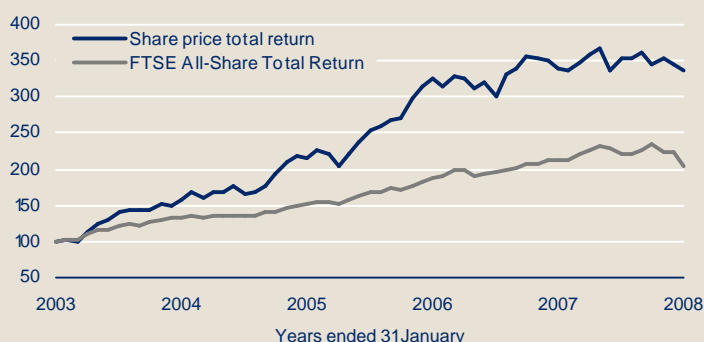
## Review

During the month, we invested a total of £8.5m and realised £32.2m. We invested £4.8m in Sacombank, the Vietnamese listed bank, in line with our strategy of increasing our level of investment in Asia. We also invested £3.2m in a number of follow-on investments and £0.5m in fund drawdowns. We realised £20.8m from the sale of our investment in Marketform, the private UK insurance services company, to American Financial Group. We received a £5.8m capital distribution from Kandia, subsequent to the sale of its Romanian chocolate operations to Cadbury Schweppes last year. We realised £2.2m on the redemption of our investment in the Polar Capital Technology fund, £1.0m in fund distributions and £2.4m from other realisations.

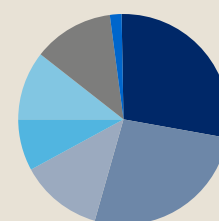
Via a wholly-owned subsidiary, we purchased a sixth FTSE 250 index put option, to hedge a further part of our portfolio against potential weakening in the UK equity market over the next year, at a cost of £2.0m. Our aggregate investment at cost in such options is £12.0m, with a valuation of £18.6m net of a tax provision of £2.5m.

During the month, we bought 5,000 of our own shares, to be held in treasury, at a price of 1915p per share. On 8 January 2008, we paid our interim dividend of 9.9p per share, amounting to £5.7m. At the end of the month, net liquidity totalled £43.5m.

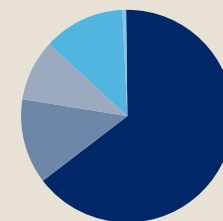
## Total return growth



## Business analysis



## Geographic analysis



## Ten largest holdings

Name	Business	£m	%
Close Brothers	Merchant banking	148.5	11.4
British Empire Securities	Investment trust	129.0	9.9
Quintain Estates	Property investor/developer	63.7	4.9
Oval	Insurance broking	56.9	4.4
Bristow Group	Helicopter services	52.0	4.0
Cobepa	Investment company	44.5	3.4
Rathbone Brothers	Fund management	44.3	3.4
Polar Capital funds	Hedge funds	39.1	3.0
Melrose Resources	Oil and gas exploration	35.8	2.8
Incisive Media	Business publisher	32.1	2.5
		645.9	49.7
Other investments		628.1	48.3
Cash and other net assets		26.4	2.0
Net assets		1,300.4	100.0

## Caledonia Investments plc

All figures as at 31 January 2008. All sources Caledonia Investments plc unless otherwise stated. The price of shares and the income from them may go down as well as up. Past performance is no indication of future performance. Under no circumstances should this information be considered as an offer, or solicitation, to deal in investments.

## Performance

	Value at 31/01/08	Cumulative change % 5 yr	10 yr
NAV per share – undiluted (p)	2255		
NAV per share – diluted (p)	2228		
Share price (p)	1970		
FTSE All-Share	3000		
Share price total return		236.2	258.8
FTSE All-Share Total Return		105.3	58.3
Outperformance		130.9	200.5

NAVs per share are calculated on a cum-income basis.  
Source: Caledonia Investments plc and FTSE/Datastream.

## Investor information

Sector: Global Growth  
Fund type: Investment Trust  
Listing: London Stock Exchange (SEDOL 0163992, TIDM CLDN)  
New Zealand Exchange (code CDN)  
Investing Contact: Direct, savings plan, ISA, PEP/ISA qualifying  
Cayzer House, 30 Buckingham Gate, London SW1E 6NN  
tel 020 7802 8080, fax 020 7802 8090  
email enquiries@caledonia.com, web www.caledonia.com