



CALEDONIA INVESTMENTS

28 February 2019

Share price: 2960p

NAV/share: 3487p

Discount: 15.1%

About Caledonia

Caledonia is a self-managed investment trust company with net assets of £1.9bn. Our aim is to grow net assets and dividends paid to shareholders, whilst managing risk to avoid permanent loss of capital. We achieve this by investing in proven well-managed businesses that combine long term growth characteristics with an ability to deliver increasing levels of income. Our investments cover both listed and private markets in broadly equal proportions, a range of sectors and, in particular through our fund investments, a global reach.

Review

During the month, we invested £26.9m, including £23.0m in BioAgilytix, an unquoted US headquartered bioanalytical testing solutions provider, as a co-investor in the company alongside Cobepa, which acquired the business in November 2018. Caledonia is an investor in Cobehold, Cobepa's holding company.

We realised £26.1m, including £17.1m from the sale of our remaining holding of Jardine Matheson.

At the end of the month, we held cash totalling £56.8m.

Ten largest holdings

Name	Business	£m
Seven Investment Management	Investment management	121.9
Deep Sea Electronics	Control systems	117.2
Cobehold	Investment company	101.3
Cooke Optics	Cine lens manufacturer	92.8
Buzz Bingo	Bingo operator	89.1
Liberation Group	Pubs and restaurants	82.0
Aberdeen US funds	Funds of PE funds	81.6
Arlington AVM Ranger fund	Quoted market fund	44.2
NTAsset funds	Quoted market funds	42.8
Asia Alternatives funds	Funds of PE funds	41.3
		814.2
Other pool investments		1,029.4
Cash and other items		105.5
Net assets		1,949.1

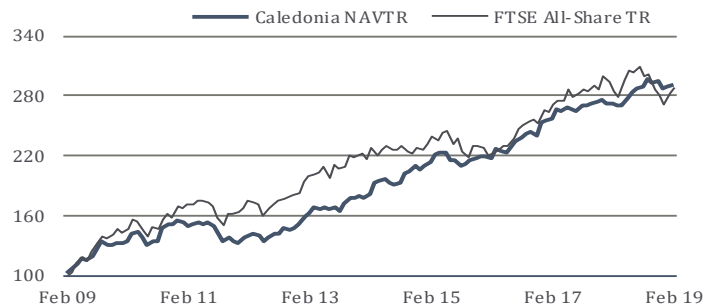
1. Caledonia reviews the valuation of its unquoted investments biannually, in March and September.

Caledonia Investments plc

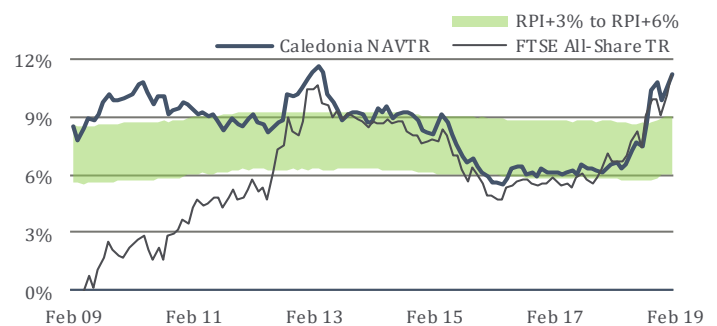
Sources: Caledonia Investments plc ('Caledonia') and FTSE International Limited ('FTSE') © FTSE 2019. 'FTSE®' is a trade mark of the London Stock Exchange Group companies and is used by FTSE International Limited under licence. All rights in the FTSE indices and/or FTSE ratings vest in FTSE and/or its licensors. Neither FTSE nor its licensors accept any liability for any errors or omissions in the FTSE indices and/or FTSE ratings or underlying data. No further distribution of FTSE Data is permitted without FTSE's express written consent.

The price of shares and the income from them may go down as well as up. Past performance is no indication of future performance. Under no circumstances should this information be considered as an offer, or solicitation, to deal in investments.

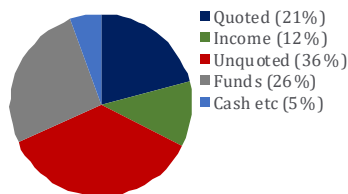
NAV total return index ten years



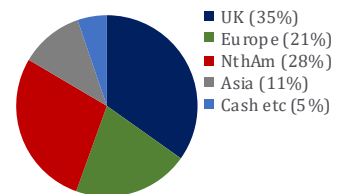
Annualised ten year rolling performance



Pool allocation



Geographic allocation



Performance to 28 February 2019

	11 mths %	1 year %	3 years %	5 years %	10 years %
NAV total return	8.0	7.0	34.2	61.8	191.4
<i>Annualised</i>					
NAV total return		7.0	10.3	10.1	11.3
Retail Prices Index		2.6	3.1	2.3	3.0
Caledonia vs RPI		4.4	7.2	7.8	8.3
FTSE All-Share Total Return				5.0	11.2
Caledonia vs FTSE				5.1	0.1

1. NAV is calculated on a diluted, cum-income basis.

Investor information

Sector Flexible Investment
 Fund type Investment Trust
 Listing London Stock Exchange (SEDOL 0163992, TIDM CLDN)
 Investing Direct, Caledonia Savings Scheme and ISA
 Contact Cayzer House, 30 Buckingham Gate, London SW1E 6NN
 tel +44 20 7802 8080, fax +44 20 7802 8090
 enquiries@caledonia.com, www.caledonia.com