



# CALEDONIA INVESTMENTS

31 October 2017

Share price: 2648p

NAV/share: 3334p

Discount: 20.6%

## About Caledonia

Caledonia is a self-managed investment trust company with net assets of £1.9bn. Our aim is to grow net assets and dividends paid to shareholders over the long term, whilst managing risk to mitigate the volatility of returns. We achieve this by investing in proven well-managed businesses that combine long term growth characteristics with an ability to deliver increasing levels of income. Our investments cover both listed and private markets in broadly equal proportions, a range of sectors and, in particular through our fund investments, a global reach.

## Review

During the month, we invested £15.6m, principally in fund drawdowns, and realised £101.8m. We sold The Sloane Club, the private members club located in London, to a special purpose vehicle jointly owned by the Queensway Group and Clearbell Capital, for net proceeds of £80.2m, of which £3.5m was received as a pre-sale distribution of trading profit.

At the end of the month, we held cash of £237.7m.

## Ten largest holdings

Name	Business	Oct 2017 £m	Sep 2017 £m
Gala Bingo	Bingo operator	98.3	92.3
Seven Investment Management	Investment management	96.4	96.4
Cobehold	Investment company	86.3	86.7
Liberation Group	Pubs and restaurants	77.3	77.3
Aberdeen US PE funds	Funds of PE funds	51.6	46.5
Choice Care Group	Care homes provider	51.6	51.6
NTAsset funds	Quoted market funds	45.9	43.5
British American Tobacco	Tobacco	43.5	41.8
Microsoft	Infrastructure technology	42.2	37.3
Capital Today China	Private equity fund	42.1	41.7
		635.2	615.1
Other investments		955.0	1,026.5
Cash and other items		278.0	184.6
Net assets		1,868.2	1,826.2
		7 mth Oct 2017	Year Mar 2017
NAV total return (note 1)		2.2%	18.0%

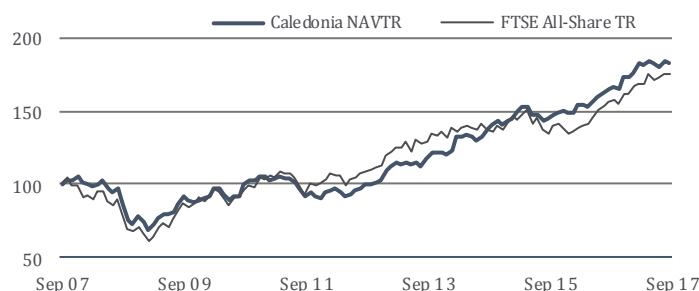
1. Caledonia reviews the valuation of its unquoted investments biannually, in March and September.

## Caledonia Investments plc

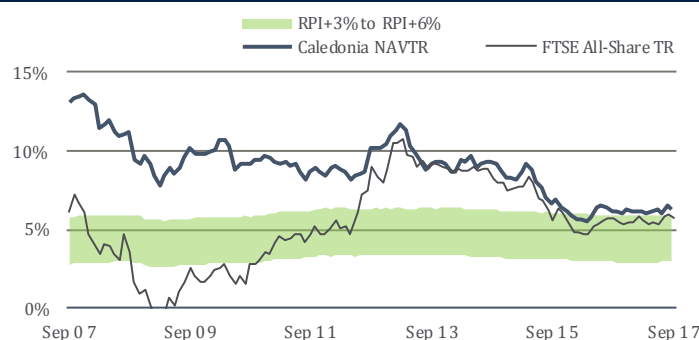
Sources: Caledonia Investments plc ('Caledonia') and FTSE International Limited ('FTSE') © FTSE 2017. 'FTSE®' is a trade mark of the London Stock Exchange Group companies and is used by FTSE International Limited under licence. All rights in the FTSE indices and/or FTSE ratings vest in FTSE and/or its licensors. Neither FTSE nor its licensors accept any liability for any errors or omissions in the FTSE indices and/or FTSE ratings or underlying data. No further distribution of FTSE Data is permitted without FTSE's express written consent.

The price of shares and the income from them may go down as well as up. Past performance is no indication of future performance. Under no circumstances should this information be considered as an offer, or solicitation, to deal in investments.

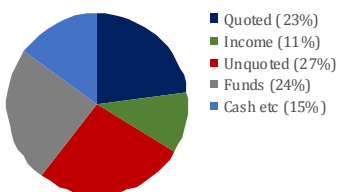
## NAV total return index ten years



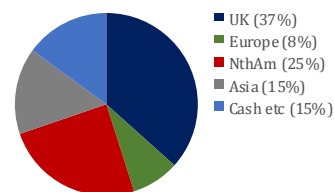
## Annualised ten year rolling performance



## Pool allocation



## Geographic allocation



## Performance to 30 September 2017

	6 months %	1 year %	3 years %	5 years %	10 years %
NAV total return	(0.1)	10.6	32.2	82.4	82.6
<i>Annualised</i>					
NAV total return		10.6	9.7	12.8	6.2
Retail Prices Index		3.9	2.2	2.4	2.8
Performance against RPI		6.7	7.5	10.4	3.4
FTSE All-Share Total Return					5.8
Performance against FTSE					0.4

1. NAV per share is calculated on a diluted, cum-income basis.  
2. The performance record is updated biannually, concurrent with the revaluation of unquoted investments and funds. Pool and geographic allocation charts are updated monthly.

## Investor information

Sector: Global  
Fund type: Investment Trust  
Listing: London Stock Exchange (SEDOL 0163992, TIDM CLDN)  
Investing: Direct, Caledonia Savings Scheme and ISA  
Contact: Cayzer House, 30 Buckingham Gate, London SW1E 6NN  
tel +44 20 7802 8080, fax +44 20 7802 8090  
enquiries@caledonia.com, www.caledonia.com