



CALEDONIA INVESTMENTS

31 May 2017

Share price: 2881p

NAV/share: 3419p

Discount: 15.7%

About Caledonia

Caledonia is a self-managed investment trust company with net assets of £1.9bn. Our aim is to grow net assets and dividends paid to shareholders over the long term, whilst managing risk to mitigate the volatility of returns. We achieve this by investing in proven well-managed businesses that combine long term growth characteristics with an ability to deliver increasing levels of income. Our investments cover both listed and private markets in broadly equal proportions, a range of sectors and, in particular through our fund investments, a global reach.

Review

During the month, we invested £22.2m and realised £8.3m. At the end of the month, we had cash of £184.5m.

Ten largest holdings

Name	Business	May 2017 £m	Mar 2017 £m
Cobehold	Investment company	133.0	130.6
Gala Bingo	Bingo operator	104.2	104.2
Seven Investment Management	Investment management	81.3	81.3
The Liberation Group	Pubs and restaurants	75.4	74.4
The Sloane Club	Residential club	61.4	61.4
Choice Care Group	Care homes provider	54.6	54.6
AG Barr	Soft drinks	50.2	47.4
British American Tobacco	Tobacco	49.4	47.3
Aberdeen US PE funds	Private equity funds	43.9	41.8
NTAsset funds	Quoted market funds	43.1	42.3
		696.5	685.3
Other investments		991.0	970.6
Cash and other items		224.1	242.9
Net assets		1,911.6	1,898.8
		2 mth May 2017	Year Mar 2017
NAV total return (note 1)		0.7%	18.0%

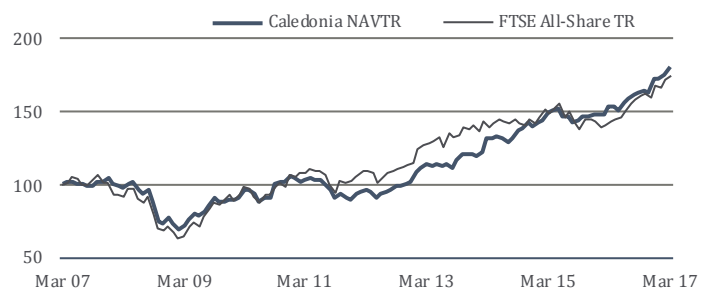
1. Caledonia reviews the valuation of its unquoted investments biannually, in March and September.

Caledonia Investments plc

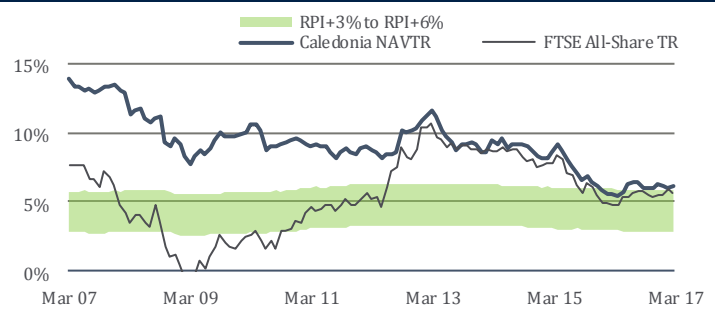
Sources: Caledonia Investments plc ('Caledonia') and FTSE International Limited ('FTSE') © FTSE 2017. 'FTSE®' is a trade mark of the London Stock Exchange Group companies and is used by FTSE International Limited under licence. All rights in the FTSE indices and/or FTSE ratings vest in FTSE and/or its licensors. Neither FTSE nor its licensors accept any liability for any errors or omissions in the FTSE indices and/or FTSE ratings or underlying data. No further distribution of FTSE Data is permitted without FTSE's express written consent.

The price of shares and the income from them may go down as well as up. Past performance is no indication of future performance. Under no circumstances should this information be considered as an offer, or solicitation, to deal in investments.

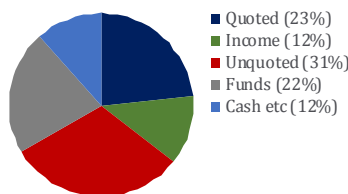
NAV total return index ten years



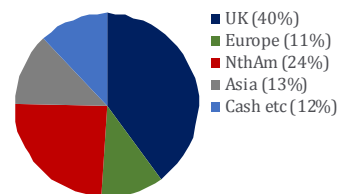
Annualised ten year rolling performance



Pool allocation



Geographic allocation



Performance to 31 March 2017

	1 year %	3 years %	5 years %	10 years %
NAV total return	18.0	38.3	89.4	80.6
<i>Annualised</i>				
NAV total return	18.0	11.4	13.6	6.1
Retail Prices Index	3.1	1.9	2.3	2.8
Performance against RPI	14.9	9.5	11.3	3.3
FTSE All-Share Total Return				5.7
Performance against FTSE				0.4

1. NAV per share is calculated on a diluted, cum-income basis.

2. The performance record is updated biannually, concurrent with the revaluation of unquoted investments and funds. Pool and geographic allocation charts are updated monthly.

Investor information

Sector Global
 Fund type Investment Trust
 Listing London Stock Exchange (SEDOL 0163992, TIDM CLDN)
 Investing Direct, Caledonia Savings Scheme and ISA
 Contact 2nd Floor Stratton House, 5 Stratton Street, London W1J 8LA
 tel +44 20 7802 8080, fax +44 20 7802 8090
 enquiries@caledonia.com, www.caledonia.com